

## Pneumatic Drive Bellows Pump



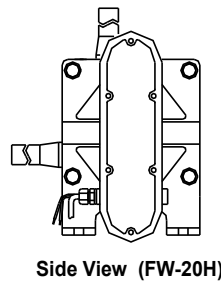
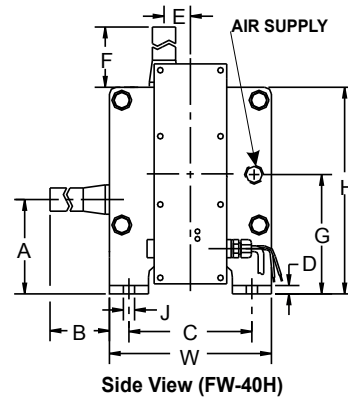
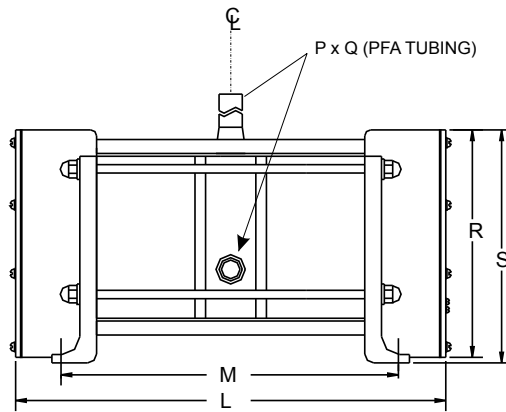
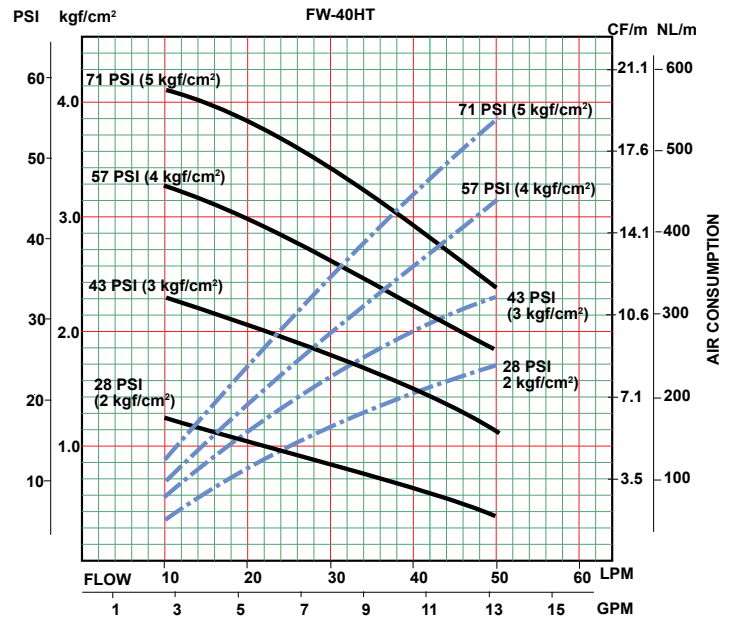
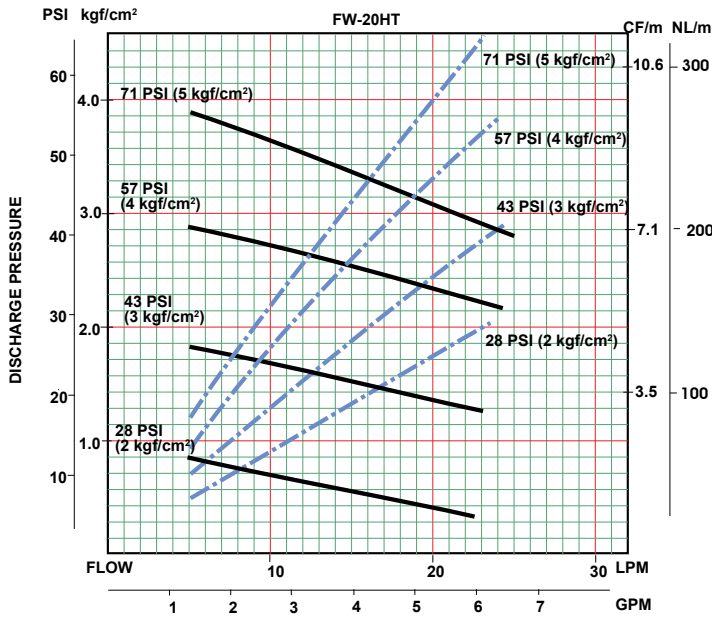
Whether your application requires high pressure or high temperature, the FW-H universal temperature pump will meet your needs! High purity and exceptional performance are central to the design mission of these pumps - in fact, the pumps are manufactured in a class 10,000 clean room environment.

- The PTFE bellows and PFA valves and tubing are welded, ensuring the greatest possible resistance to contamination.
- Temperature range of 10-180°C accommodates almost any application.
- Internal bellows design allows for higher pressure ratings by eliminating the failure points of traditional flat diaphragms and extending the pump's service life.
- Innovative clamp design allows for field repair, greatly reducing maintenance costs.
- Accurate, predictable flow rate is provided by "smart sensors" that control air via proximity sensors: no separate flow meter is necessary.
- Reliable leak detection feature provides for "lights out" operation without fear of contaminating wet bench chemistry.

Pump:	FW-20H		FW-40H
Max discharge flow GPM (LPM)	6.5 (25)		12.9 (50)
Liquid temperature range °F (°C)	50-212°F (10-100°C)	212-300°F (101-150°C)	300-356°F (151-180°C)
Supply air pressure (PSI)	71-43	43-28	28-21
Max stroke speed (SPM)	120		80
Pump connection size	3/4" PFA tube		1" PFA tube
Air connection size	1/4" PT		3/8" PT



## Performance Curves



## Dimensions in inches

Model	A	B	C	D	E	F	G	H	J	L	M	R	S	W	PxQ	Air Supply
20H	3.54	3.90	4.13	0.24	0.87	3.90	4.41	7.47	0.39	18.03	13.62	8.58	8.70	5.51	3/4	1/4
40H	4.02	3.90	5.51	0.24	1.00	3.90	5.12	8.66	0.47	21.34	17.09	9.45	9.84	7.09	1	3/8